



SLIGHTLY SKEWED

Journal of the Glendale Woodturners Guild

Volume 28, Number 11 – November, 2019

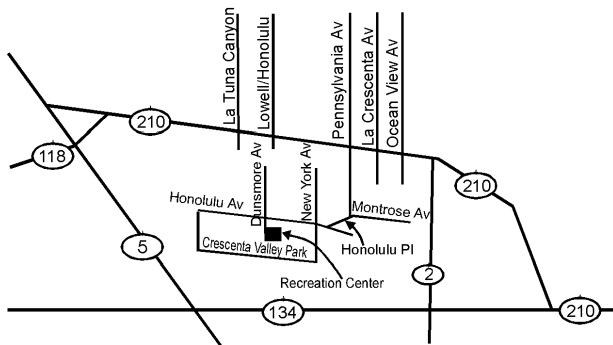
NEXT MEETING

November 10, 2019

Sunday November 10, 2019
2:00 p.m. Sharp

HOW TO FIND US

Crescenta Valley Regional Park
Recreation Center
Dunsmore & Honolulu, La Crescenta



Thomas Guide 534-E-1

SUNDAY MEETING

Meetings consist of announcements, a feature presentation, a Challenge, Show & Tell and a wood raffle (except for December).


November 10, 2019

Challenge: *Wall Art/ Hangings*

Presentation: *Unknown*

President's Message

Happy November! It has snuck up on us quickly! Unfortunately, for the last month I have been remodeling my home and have spent very little time wood turning. So, this month's president's message will be very brief. I would like to



thank all of the people who help make GWG run from month to month it is so important that we have people to help us along the way. I want to thank those who have already volunteered and to remind those who may not have yet, that this coming Saturday, November 9th from 9:30 a.m. to 3:30 p.m. is the "Pen For Ten" event at the Pasadena Rockler store.

Please see the Rockler Ad in this newsletter. I hope to see you there! Remember our annual GWG holiday auction and potluck on December 8th, it's almost as fun as Christmas morning! Please bring your family and friends to this fun event!

See you there!

Kim

CHALLENGE

We had just enough entries for two categories in the sphere challenge last month. In the Beginning category we had **Mark Marion** with his sphere of Mystery wood finished with Black Walnut Danish Oil and Friction Polish.



The winner in the category was **Bob Blum** who brought in a hollow sphere turned from Spalted Maple. It had a Walnut sphere inside and sat on a base of African Blackwood. It was finished with Hampshiresheen.



There were no entries in the Intermediate category.

In the Advanced category **Pete Carta** brought in two entries. The first was a sphere turned from Black Acacia and the second was from Sycamore. Both were finished with a wax and buffed.



The winner in the category was **Carey Caires** with her sphere with a stand. The sphere was Spalted Maple and the stand was Ebony. Both were finished with Mylands and wax.



SHOW AND TELL

There were a good number of items in the show and tell this month. We started off with **Carl Christensen** who brought in several turnings. The first was a huge bowl turned from Norfolk Island Pine. (Note the quarter for scale.)




The second was a smaller bowl turned from the cut out core of the first bowl. Both were finished with Maloof poly oil.



Pete Carta brought in a large “bowl of balls” turned from various woods and finished with various oils and waxes.



Bob Blum brought in a very nice hollow bottle form. He was inspired by **Bill Haskell's** demo earlier this year. It was turned from Poplar and finished with transparent dyes and lacquer.



Bill Haskell brought in two items. The first was a hollow form turned from Carolina Cherry and finished with lacquer.



The next was a Disk Sculpture inspired by a logo **Bill** saw on a recent trip to Europe. It was turned from figured Big Leaf Maple. Then it was cut in half, the top half stained and both sprayed with lacquer.



Nicholas Eberhard brought in a pen turned from Box Elder Burl. It was finished with CA and Danish oil.



Kate Sutherland brought in wand scope. This has an acrylic wand filled with oil and glitter. The wood came from a wooden bed left on the street. It was finished with Deft spray.



We finished up with **Thomas Cassidy** who brought in a nice pair of salt and pepper shakers. They were turned from Mystery wood. The pepper shaker top was African Blackwood. The salt shaker top was Boxwood. Both were finished with poly oil.



PRESENTATION

The presentation this month was given by **Nicholas Eberhard** and it was an abbreviated explanation of spiral turning. Our club projection system was not working so the visual aids were limited. A document will be forthcoming via some electronic means.

Nicholas explained the process he uses to make the open spiral. Basically you turn the wood to a cylinder, mark out the spiral, connect the lines then drill through the center full length. Next begin the definition of the spirals with a hand saw of some kind. **Nicholas** then uses his small bowl gouge to begin the carving process. He finishes with a power carving tool. You can also use files and rippers to refine and finish the shape. He reminded us that it is essential to have very sharp tools. This helps to prevent catches and of course makes cleaner cuts. We all know dull tools are dangerous and lead to frustration and accidents.

2019 Meeting Dates

Note that some dates have changed!

November 10 - Challenge: Wall Art/Hangings
December 8 - (Potluck & Fundraiser)

Upcoming Presentations:

We are always looking for presentations for upcoming meetings! As an incentive, we award members with a \$20 Rockler gift card for doing a presentation. Contact our Vice President, **Joe Feinblatt**, if you have something to offer.

YouTube Channel: we have a YouTube channel, where our webwright has posted the videos of some of the past presentations. He plans on posting more videos in the future. Go to YouTube and search "Glendale Woodturners"

AAW News

The **2020 AAW Symposium** will be in Louisville, Kentucky, June 4-7.

The **2021 AAW Symposium** will be in Omaha, Nebraska July 15-18.

The AAW is offering an introductory 3 month membership for \$20 for new members. (Test drive the organization!) See the home page on their website: www.woodturner.org.

There will not be a Utah turning symposium this year, and next year's event will be the last!

Upcoming Events

A proposed tour of the **Gamble House** in Pasadena is in the works.

Safety Corner

Don't have any info on what was presented. Wasn't at the meeting,

Finishing Thoughts

Many thanks to **Amy Earhart** for taking the photos and starting the newsletter setup since I was out of town. - John

Welcome to new members:

I have no info on any new members from the October meeting - sorry.

Thanks to work by **Bob Clark** and **Bill Loitz**, the revisions to our Bylaws have been completed, and our request for 501(c)(3) non-profit status has been officially approved by the IRS, so we are free from owing Federal taxes. Contributions to the

group should qualify as deductible expenses on your tax forms.

Kim Acuna is now our Chapter Liaison for the Women in Turning (WIT) group within the AAW.

Andy Sway has volunteered to be a liaison for doing group tool purchases (can sometimes get discounts by doing this).

Bill Loitz is still available as a turning mentor to anyone needing help on something. He has also taken over as our Treasurer from long time member **Bob DeVoe**.

We still have Anchor Seal (for sealing newly cut green wood or rough turned bowls) bargain priced at \$13/gallon. It is available from our Librarian, **Michael Baldino**. See him at the meetings. Remember to show your membership card at *Rockler in Pasadena* to get a 10% discount on all non-sale items. Remind them to put a check mark in the book for us. We get \$20 gift cards from them that we use in our monthly wood raffle and end of year holiday auction. Don't forget to thank them for this!

Our Webwright, **Anthony Thiessen**, would welcome any photos that people might have for posting on our website: athiessen2@gmail.com

Check out the "**Members Area**" on the Glendale Woodturners Guild website. The current roster is there (please check for any errors and notify Craig Sobel), and various info on such things as wood allergies. Contact our Webwright for the new password.

CONTACTS

Glendale Woodturners Guild

GWG web site:

<http://www.woodturners.org>

President: Kim Acuna

(h) (h)(661) 607-4424

president@woodturners.org

Vice President: Joe Feinblatt

vp@woodturners.org

joe@greenwoodartist.com

Treasurer: Bill Loitz

(h) (626) 797-1732

b.loitz@earthlink.net

Secretary: Craig Sobel

secretary@woodturners.org

(h)

Editor Newsletter: John Fisher

(h) (818) 341-0340

editor@woodturners.org

Librarian: Michael Baldino

(h) (818) 389-2714

librarian@woodturners.org

Webwright: Anthony Thiessen

athiessen2@gmail.com



Create with Confidence™

In an effort to raise awareness and thank America's Veterans, Rockler Woodworking & Hardware will be holding a special one day event in all retail locations on November 9th, 2019. During the event, each retail store will be offering pen turning classes at a special low price of \$10 and all proceeds will be donated to the National Veteran's Foundation.

PEN TURNING MAKE & TAKE CLASS

Turn a Pen For \$10 Veteran's Day Event

Turn a Pen for \$10 and all proceeds will be donated to the National Veterans Foundation. No woodworking experience? No worries! This course will teach you the basic fundamentals of turning your own pen using carbide turning tools. Finishing and assembly of the pen kit will also be covered and you will leave with a beautiful handmade custom pen. \$10 fee includes all materials & supplies. No experience required and beginners are welcome!

Class length: 2 HRS – Classes at 9:30AM, 11:30AM, 1:30PM, & 3:30PM