



# SLIGHTLY


# SKEWED

**Journal of the Glendale Woodturners Guild**  
11001 Canby Ave. Northridge, CA 91326 (818) 360-5437

Volume 10, Number 7 – August 2002

## NEXT MEETING

### August



Woodturning  
is such a  
great hobby!

**Sunday August 11<sup>th</sup> 2002**  
**2:00 p.m. Sharp**  
**Crescenta Valley Regional Park**  
**Recreation Center**  
(See Map on Page 2) □

## Presentation

**Al Sils** will give a presentation on some of his ideas for surface texturing and decoration. **Al** is one of our Guild's best turners and shows regularly at several different galleries including del Mano, and Highlight (in Mendocino). His presentations are always filled with thoughtful ideas so we're looking forward to hearing him again.

## CHALLENGE

We will judge turnings made from segmented pieces. **Ray Allen** was one of the best in the world at this interesting technique. Judging will be on best overall execution and integration of segmentation into the design of the piece. There are no restrictions on size, or design. Prizes will be awarded for novice and advanced levels.

## LAST MEETING

**Don Comer** conducted the meeting. He greeted new visitors and told us there where Woodworker West magazines on the back table. He told us of the Design in Wood Show Del Mar Fair, which ended July 7, wherein our **Art Fitzpatrick** won an honorary mention and the Turned Wood 2002 Exhibit at del Mano July 24 thru Aug 24.

The Woodworking Show Sept 27-29 offered us a booth but I declined. They asked for a Club mailing list to mail out discount coupons. It was so agreed

**Dan Hogan** brought us up to date on upcoming activities (see calendar section). He gave a brief report on the **Hans Weissflog** demo, the **Ed Hotchin's** workshop, and the **Art Fitzpatrick** demo.

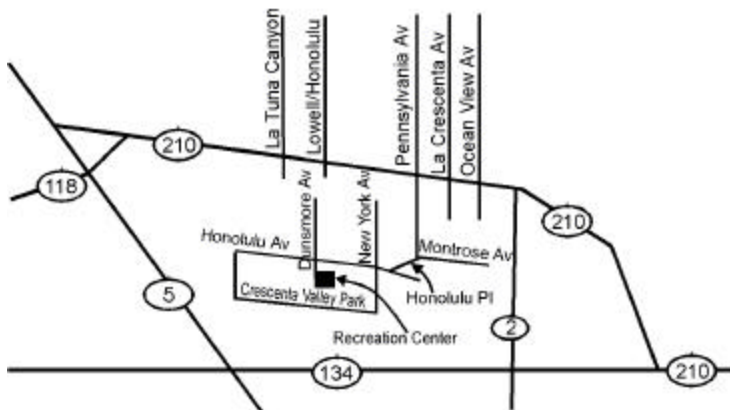
We then went on to start the ball rolling literally and as the boys and girls of summer enjoyed the round ball competition.

### Brigantine Report by Bill Kelly

Our final outing on **Bill of Rights** saw 43 woodturners and friends enjoying a great sail. The brigantines are progressing rapidly. Stanchions for the taffrails are being installed. Cabin soles (floors) are being framed and watertight doors are being installed in the bulkheads. We plan to begin stepping the masts in another week or two, and we still plan on Labor Day for our first sail. There will be a six-foot turned stanchion in each ship. Who has a lathe that can handle this? Call **Bill Kelly** to volunteer at (310) 541-1144

## HOW TO FIND US

Crescenta Valley Regional Park  
Recreation Center  
Dunsmore & Honolulu, La Crescenta



Thomas Guide 534-E-1

## HOW TO FIND US ON THE INTERNET

1. At our Web page <http://www.woodturners.org>
2. An e-mail List for Q&A and Information exchange within GWG at [turnings@yahoogroups.com](mailto:turnings@yahoogroups.com)  
To subscribe to the e-mail list, send a message to [turnings-subscribe@yahoogroups.com](mailto:turnings-subscribe@yahoogroups.com)  
To unsubscribe from the list, send a message to [turnings-unsubscribe@yahoogroups.com](mailto:turnings-unsubscribe@yahoogroups.com)

If you have any questions please e-mail  
[webmaster@woodturners.org](mailto:webmaster@woodturners.org) .

## WELCOME NEW MEMBERS

Eliza Lee, Margot Flowers, Michael Dyer,  
and Robert Haugaard

Glad to have you aboard.

## SHOW AND TELL

By Cheryl V. Schneiders

**Don Comer** diffidently displayed a blue hollow vessel constructed of segmented plywood. Its blue color was achieved by bleaching the vessel and then dyeing it with water-soluble aniline dye. **Don** wasn't terribly happy with it, and noted that the interior grade Baltic birch plywood probably wasn't the best choice. Exterior or marine grade might have been better for his purpose. The final finish was a clear sprayed-on Krylon acrylic coating.

**Bill Haskell** brought a number of hollow vessels he had turned recently. One was a Western

lacquer finished maple burl piece with an s-shaped tuxedo carved opening. Another vessel was done in olive wood, rough-turned green, and finished turned a few weeks later. During the intervening weeks, the rough-turned piece was placed in a plastic bag to retard the drying process and prevent cracking, but taken out of the bag for a few hours every several days to let the moisture evaporate. Bill also showed three myrtle wood hollow forms that were taken from a tree cut down a few weeks earlier, rough-turned, and then finished-turned only one week later. The same bagging process was used successfully. The olive and myrtle pieces were finished with a base coat of thin CA glue and then several coats of lacquer, which were sanded with 400-grit paper and 0000 steel wool. (Photos)

**Jerry Davis** showed a flanged vase that he turned from Oregon myrtle wood and finished with semi-gloss lacquer. (Photo)

**Dick Lukes** showed one of this month's more spectacular pieces, a piece which started out as white toroid (a single-sided three dimensional geometric shape resembling a donut) but was cut on the inside edge and hollowed out making it no longer a true toroid but much lighter and more attractive. It was mounted on a black pedestal and the assembly was 18.5" high x 11.5" wide. The white finish was achieved with white liming wax and finished with an acrylic spray. The black stand was first dyed black with leather dye, and then finished with patinating wax. (photo)

**Mickey Razy** displayed a very handsome lidded box finished in lacquer. The body of the box was walnut wormwood, while the both the top and bottom were turned from purple heart. (photo)

**Gert Burkhardt** showed a beautifully finished tortilla chips bowl turned from walnut and finished with linseed oil and beeswax. A companion piece was an inset that fitted into the chips bowl to hold the salsa. It was finished in Nordic oil. (photo)

**Carey Caires** who attended the wood coloring workshop, displayed her new skills by applying a special finish to a small bowl turned from maple. The exterior of the bowl was ebonized with a dye mixture of purple and black, while the interior was appliquéd with gold leaf, both of which techniques were demonstrated in **Ed's** very informative and interesting workshop. (photo)

**Amos Thompson** showed an urn and explained how he happened to be turning urns. The one he


showed was turned in Juniper root, and finished with Deft.

**Jack Wooddell** showed two bowls one with an undercut lip, approximately 6" x 3" and the other about 4"x4" both turned from Carolina Chervil and finished poly (urethane?) and wax. He also showed a 3.5" x 1.5 bowl turned from Viburian burl and finished in poly (urethane?) and wax. His last exhibit was a 4" x 7" bowl turned in walnut and finished in oil and wax.

**Phil Pandolfo** displayed a walnut bowl and two medium sized sycamore bowls finished in tung oil. He also showed a lacquered cedar box.

**Ralph Otte** showed the group and antique sock darning tool which was painted black. The type of wood was not known.

Pictures By **Cheryl V. Schneiders**



## 2002 CALENDAR

### SUNDAY MEETINGS & EVENTS

Meetings will usually consist of announcements, a feature presentation, a **Challenge, Show & Tell** and a **wood raffle**.  
**Challenge: Segmented items.**

**Sept 8 Presentation: Dr. Roth from San Diego woodturners – Respiratory hazards of dust inhalation.**  
**Challenge: Spinning top competition.**  
**Categories-string powered, hand powered.**  
**All must be human powered and must turn on existing floor-no auxiliary surfaces.**

**Oct 13 Presentation: Damon Siples**  
**Challenge: surface decoration and or adding accent materials.**

**Nov 10 Presentation: Mark Fitzsimmons – how to mount that big rough piece of wood on to the lathe, or how to find a diamond in the rough.**  
**Challenge: Christmas toys.**

**Dec 8 GWG Holiday Affair and Auction.**

### SATURDAY WORKSHOPS (start at 9AM)

- Aug 24 Dick Sing (Illinois). Small items, e.g. hollow ornaments, bottle stoppers.**
- Sept 21 and 28<sup>th</sup> Jim Richardson. Ornamental turning with a Holzappel lathe at his shop.**
- Oct 19 Tex Isham and Dick Lukes. Multi-Center turning.**
- Nov 16 Dick Lukes. Photographing your work.**



## President's Column

Well, it's August already (or will be by the time you read this) and the year is frittering away. But there is still time to see the **del Mano Turned Wood 2002 show**. They are featuring 48 of the world's best turners and, if you think you're any kind of wood turner at all, you'll want to check these guys out. It'll open your eyes to turning's possibilities and with a little bit of practice; you can do as well too. The show is at the **del Mano Gallery** at 11981 San Vicente Blvd, LA and runs thru August 24. By the way, you can check it out at [www.delmano.com](http://www.delmano.com) if you'd like to see if it's worth the trip.

I missed **Art Fitzpatrick's** demonstration; I heard it was a good one. Unfortunately, I was demonstrating down at the San Diego Woodturners Mini-symposium in Poway. It is a one day version of the Provo Symposium; four demonstrations going on at the same time, with a change in demonstrators every hour and half. Most of the demonstrators were local San Diego turners but **Dale Nish** did a special lunchtime demo on how to turn apples and pears. **Brenda Behrens** showed us how she carves her bowls. I gave away all my secrets on how to make my tall, inlaid vessel with the carved spiral base, but it's so much work, I'm not worried there's going to be a lot of copies around.

The Round Ball Contest was a lot of fun again this year. Even though it wasn't as wild and unexpected as the last one. We didn't have **Bill Nelson's** sleeper ball that turned left and ducked under the chairs, or **Bill Kelly's** stubborn one that wouldn't even run down the ramp or **Carl Stude's** (and several others) that either ran over and hid in the Library corner or headed out the door. Even so, I got several comments that the guys and gals really enjoyed it. We gave every entrant three runs during the first round and then a sudden death one run shoot-out for the three best finishers of all those runs. And the winners are: **Jack Woodell**, First Place; **Bill Pounds**, Second Place and **Dan Hogan**, Third Place. We had enough fun that people are already giving me suggestions for how to improve it. The best suggestion I can come up with is to change the name to the Round Ball Roll-off.

The **American Association of Woodturners** is already making noises about getting organized for the **2003 Symposium** in Pasadena next June 26 thru 29. They will need a lot of volunteer help to make it a success and, I'm sure that **GWG**, being the closest, and maybe the biggest, **AAW** Chapter will be called on for a lot of help. They'll be calling on chapters from all over southern California, possibly as far north as Sacramento, but travel distance is a factor and I'm

hoping **GWG** can muster enough enthusiasm to make a good showing. They are calling for a meeting in October, where we'll get a lot more face-to-face coordination about what they expect from us. Right now, I don't have a whole lot of info but I'll certainly keep you all informed as best as I can, as things develop.

Another thing we all need to keep in mind is that **GWG** has committed to mounting a show at the **Brand Library** during the same time period. This should not be a burden for most of us. It's an opportunity to display our best work and maybe see if somebody will buy it. All you'll need to do is fill in the forms and deliver the turning(s) to the **Brand Library**. If someone wants to buy it, the **Brand Library** folks sell it, collect the money and send you your share after the show. They mark up your asking price by 25% which is a heck of a deal compared to most galleries. **Dan** is still working on the details of all of this but if you guys and gals want bragging rights, I'd suggest you get out there in the shop and start turning out (That's a pun, Son.) your masterpieces.

Don't forget, **Dan Hogan**, **Bill Haskell** and **Wes Hall** are working on the plans for our Chapter Challenge entry for the same Symposium. According to the rules, they're going to need help from a lot more members to produce the final product. So save some of your turning time for that.



As I said in the last meeting, **Jackie** and I will miss the August 11 meeting. We will be attending our nephew's wedding in Napa, CA. I really regret missing **Al Sils'** Surface Decoration Presentation. **Dan** will be covering for me while I'm gone, and I'm sure he will keep things running smoothly. We plan to be back in time for the **Dick Sing Demo**, so you won't be rid of me for very long.

Keep up the good work. We'll see you at the **Dick Sing Demo**.

Don Comer

## How's this for a closer?

"It's true hard work never killed anybody, but I figure why take the chance?" - Ronald Reagan

See you next meeting  
 Al Sobel, editor 

President:	<b>Don Comer</b>	(562) 928-4560	<a href="mailto:doncom2@aol.com">doncom2@aol.com</a>
Vice President:	<b>Dan Hogan</b>	(805) 495-1280	<a href="mailto:hoganjill@aol.com">hoganjill@aol.com</a>
Treasurer:	<b>Bob Devoe</b>	(818) 507-9331	

Editor:	<b>Al Sobel</b>	(818) 360-5437	<a href="mailto:alsobel@earthlink.net">alsobel@earthlink.net</a>
Secretary:	<b>Steve Jacobs</b>	(626) 282-5499	<a href="mailto:jacobssm@greenheart.com">jacobssm@greenheart.com</a>
Librarian:	<b>Bill Nelson</b>	(310) 326-2163	<a href="mailto:wnnelson@aol.com">wnnelson@aol.com</a>