



# SLIGHTLY

# SKEWED

## Journal of the Glendale Woodturners Guild

Volume 21, Number 9 – September 2012

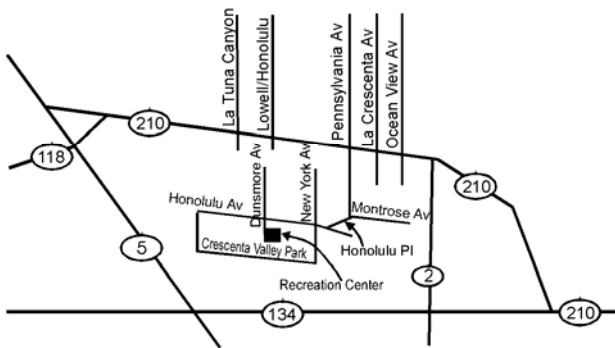
### NEXT MEETING

*September 9, 2012*

Sunday September 9, 2012  
2:00 p.m. Sharp

### HOW TO FIND US

Crescenta Valley Regional Park  
Recreation Center  
Dunsmore & Honolulu, La Crescenta



Thomas Guide 534-E-1

### SUNDAY MEETINGS

Meetings consist of announcements, a feature presentation, a Challenge, Show & Tell and a wood raffle.

**September 9, 2012**

**Presentation: ????????????????**

**Challenge: Surface Decoration**

### President's Message

What a great month we had in August! Our meeting was very well attended.... even the very hot weather couldn't keep them away! There were a large number of entries in both the challenge and the show and tell. It is good to see so many



members and all the new members getting excited about the wonderful things that happen when making chips on a lathe. This coming month we all need to bring in just one piece of wood from our secret wood stashes for the wood raffle. On the 18<sup>th</sup> we had a well-attended Demo at the Pasadena Rockler store. We handed out many flyers to people who were passing by. Thanks to all of you who took the time to come and show how it is done. Congratulations to Bill Haskell for the well-deserved 5-page article profiling him in the English magazine "Woodturning" (I just received my copy the other day). On the 8<sup>th</sup> of September from 7 – 10 p.m. there will be an Opening Reception for the "Tesserae and Turnings" exhibit at the New Stone Age Mosaic Studio in Eagle Rock <http://www.newstoneagemosaics.com/>. Use the link to Mary's Facebook page for the most current information. This is a small gallery/studio in a part of Eagle Rock that is evolving into a nice art centric area. The exhibit will continue until the 14<sup>th</sup> of October. Thanks to Sandy Huse for helping to promote woodturning as an art form. Yes, I know that it is the middle of summer and

hot, but it is not too soon to start thinking about what you are going to make this year for the Holiday Ornament Challenge. If you are really stuck for ideas, I know that we have a number of books and DVDs with ornament ideas and projects. In the past I have found that doing a production run of 10-12 identical pieces has a dramatic effect on my turning skills. Just spending a few days on the lathe doing the same cuts helps refine the techniques. In September the challenge is "Surface Decoration" and then in October it will be "Segmented or Multi-Layered (3 or more layers)". I am still waiting for word back from the County regarding the room reservations for our upcoming demos. My half day Shell Inlay Demo is scheduled for Sunday, September 23<sup>rd</sup>. Then on Sunday, October 28<sup>th</sup> we will be having an all-day demo by Doug Fisher. I was very impressed with both Doug's work and his presentation skills when I caught a rotation of his in San Jose at the AAW Symposium. Check out his work at <http://www.douglasfisher.com>. That is all the news for now. Stay cool and keep making chips.

**Bill**

## CHALLENGE

Wow, we had a pretty good turnout for the challenge this month but once again we had to move an intermediate up to advanced temporarily for lack of intermediate entries.


Leading off in the Novice category, **Steve Swanson** with his very first plate! It was turned from Oak and had a Kingwood accent strip. The finish was the new General Finish Wood Turner's Finish. He saw it used at the AAW Symposium in San Jose in June.



**Jim Grell** brought in two entries. The first was a Birch platter finished with butcher block oil and the second was a modified platter/cup holder turned from Camphor and finished with natural Watco.



**Lee Riggin** brought in a laminated Walnut platter with colored veneers flowing through the center. It had a lacquer finish.



**Norm Leduc** bravely brought in four steps to his ultimate success with Red Oak plates. Three were finished with EEE and Crystal Coat.



And the winner in the category was **Carl Christensen** with his square platters. They were turned out of various scrap woods that Carl had around the shop and finished with oil. Nice way to use up those scraps Carl! The winner is on the left.



Moved up temporarily to the Advanced category we led off with **Brian Williamson** and his Purpleheart and Maple platter with a “clear wood finish”.



**Sandy Huse** brought two Sugar Maple plates she called “Roly” and “Poly”. She did not turn the marbles.



**Carey Caires** brought in a surprisingly large small pedestal platter. It was modeled after a cake platter but the size was suited for a single cupcake. It was turned out of Ficus and colored with dye and then waxed.



**Floyd Pedersen** brought in a Mesquite natural edge platter. It was finished with varnish and Tung oil.



**Pete Carta** must have had a lot of time in his shop this month because he brought in three platters. Two were turned from Maple and the third was turned from Bubinga.



One of the platters was dyed and they were finished with Mahoney oil or lacquer and wax.



The winner in the category was **Bill Loitz** with his inlaid platter. It was Maple with Purpleheart, Maple and Ebony inlay. It had a Maloof poly finish.



## SHOW AND TELL

We had many great pieces for show and tell this month. We led off with **Frank Kopecky** with his Colorwood seam dressers finished with Mylands. A nice gift for the quilter or seamstress in your life!



**Mark Jenkins** brought in a Malcolm Tibbetts inspired segmented vase. It was turned from Walnut, Maple and Mahogany pieces and had a Mylands friction polish finish.



**Clayton Hansen** brought in nine bottle stoppers turned from Oak, Walnut and Cherry. Some had colored "fish paper". All were finished with lacquer.



**Bill Loitz** brought in three mushrooms that he turned at his daughters' suggestion. They were turned from Birch and mystery wood. They all had a poly oil finish.



**Jim O'Connor** was another busy guy and brought in two hollow vessels and two cowboy hats. The first was turned from Ash and the second was Walnut.



The cowboy hats were turned from Black Acacia and Walnut. All were finished with lacquer.



**Norm Leduc** brought in three pens that he has turned. Two were out of acrylic and the third was from spalted Sycamore.



**Nick Tuzzolino** brought in a nice Curly Maple platter that was finished with oil.



**Pete Carta** brought in a confetti lamp turned from Olive and five bottle stoppers turned from Olive, Magnolia, Crepe Myrtle and Peach. All had a lacquer and wax finish.



He also brought in a work in progress, an Ash platter that was about 22" in diameter. It is still moving a bit so this day was slightly out of round but with a humidity drop who knows.



**Floyd Pedersen** brought in two hollow vessels. The first was out of curly Redwood and the second was a segmented piece of Black Walnut. Both had varnish for finish. Nice work Floyd!



**Jason Hamburger** brought in two of his favorite turned pens out of Cocobolo and Bocote. And his first bottle stopper of mystery wood. His intent was to create a mirror image. I think he did fine.



**Ron Shaffer** brought in six pens, a magnifying glass, a letter opener and a coffee scoop. They were made from various woods and acrylics and finished with sanding sealer and acrylic polish.



**Amy Earhart** brought in two tools; a burnisher with a Mahogany handle and an awl with an Olive handle. Both were finished with natural Watco. The kits were purchased from *Czeck Edge Hand Tool*.. Their web site is: <http://czeckedge.com/index.html>



**Bill Haskell** shared with us two Black Walnut hollow forms; these were from a tree that was downed at the LA County Arboretum during the 2011 wind storm. These pieces and others will be donated to the Arboretum and will be shown at the art exhibit, *Forces of Nature*, from November 30 to December 2, at the Arboretum.



**Bill** also brought in a hollow form with a textured design turned from Eucalyptus Robusta (also known as swamp mahogany). There was also an elliptical form that had a carved, pierced and textured design turned from Olive.



And the fifth piece was a canoe form that was turned using an interesting multi-step process that sounded like a good club presentation subject. The piece was Eucalyptus with pyrography branding. All of the pieces had a Ca and matte acrylic finish.



And the final piece was presented by **Craig Sobel**. It was a beautiful open segment twisted form turned out of Tulipwood and Yellowheart with a lacquer finish.



## Contacts

GWG mailing address:

Glendale Woodturners Guild  
 11001 Canby Avenue  
 Porter Ranch, Ca. 91326

GWG web site:

<http://www.woodturners.org>

President: Bill Loitz

(h) (626)797-1732

[president@woodturners.org](mailto:president@woodturners.org)

Vice President: Robin Brown

(h)(818)264-5504

[vp@woodturners.org](mailto:vp@woodturners.org)

Treasure: Bob DeVoe

(h) (818) 507-9331

Secretary: Al Sobel

[secretary@woodturners.org](mailto:secretary@woodturners.org)

(h) (818) 360-5437

Editor Newsletter: Amy Earhart

(h) (562) 463-7877

[editor@woodturners.org](mailto:editor@woodturners.org)

Librarian: Kathleen Sutherland

(h) (818)249-4992

[librarian@woodturners.org](mailto:librarian@woodturners.org)

## 2012 CALENDAR

### Meetings:

October 14

November 11

December 9 – Holiday Party/ Auction


### Challenges

October- Segmented or Multi-layer (3 or more)

November- Holiday Ornaments

## PRESENTATION

The presentation this month was given by **Bob**



**Devoe** on lathe maintenance. He went over about a half a dozen common problems and then gave possible solutions. Some of his suggestions were: keep your lathe clean, address your belts, and stay over the post, Clean does not mean

sparkly and shiny like a new car but keeping rust and old finish off of the ways and keeping the Morse tapers clean on the head and tail stock. If you are turning green wood then think about rubbing wax paper over the ways or putting paste

wax or any Carnauba wax on them. Use a non detergent type of oil on the moving parts. Belt dressing for your lathe belts really only lasts about 20 minutes so replace them if they are loose or worn. Stay over the post of your tool rest as much as possible. When you get away from it and out towards the ends you are much more likely to get vibration and chatter. If you have any questions about your lathe then find Bob at a meeting and ask him. He has years of machine experience to draw from and is another valuable asset for our guild.

## Rockler Demo

Wow, we had plenty of fun at *Rockler Pasadena* on August 18<sup>th</sup>! President **Bill Loitz**, **Queen Carey Caires**, **Frank Kopecky**, **Nick Tuzzolino**, **PJ Hays**, **Al Miller** and **Pierre Mathieu** were there representing the guild. We had five lathes going at times and there were lots of customers who stopped and watched. We gave out lots of flyers and helped new turners picking out kits and wood for their new projects. We will be doing this again in October or November so keep that in mind.



## Finishing Thoughts

Welcome to new members **Allan Knutson**, **Bill Peplow**, **Ron Shaffer**, **Anthony Baca**, **Michael Lujan**, **Sherwin Small** and welcome back **Brian Williamson**.

Don't forget that we have *Anchor Seal* for sale at each meeting for just \$11 per gallon. The price will be going up when we get our next 55 gallon drum so get some now if you are a green wood turner.

The address for the *New Stone Age Mosaic Studio* is: 1754 Colorado Blvd., Eagle Rock, and Ca. 90041. The phone @ is: 323-547-2021. Exhibiting guild members will be: **Bill Loitz**, **Sandy Huse** and **Deb Sigel**.

Don't forget to show your membership card at *Rockler* and get a 10% discount. We will also get credit towards gift cards for the guild.

